




PMEX UPDATE


SELL	
	CRUDE10-JA26
57.02	-0.38%
Expiry	18/Dec/25
Remaining	3 Days
Entry	57.23 - 57.16
Stoploss	57.70
Take Profit	56.9 - 56.71


SELL	
	NGAS1K-JA26
4.0980	-0.36%
Expiry	26/Dec/25
Remaining	11 Days
Entry	4.124 - 4.103
Stoploss	4.17
Take Profit	4.036 - 4.002


BUY	
	GO10Z-FE26
4,377.90	1.15%
Expiry	28/Jan/26
Remaining	44 Days
Entry	4358 - 4364
Stoploss	4342.75
Take Profit	4376 - 4390


SELL	
	SL10-MA26
63.86	2.98%
Expiry	25/Feb/26
Remaining	72 Days
Entry	64.746 - 64.349
Stoploss	64.90
Take Profit	63.44 - 63.018


BUY	
	PLATINUM5-JA26
1,797.50	1.53%
Expiry	29/Dec/25
Remaining	14 Days
Entry	1774 - 1778
Stoploss	1769.06
Take Profit	1785 - 1790


SELL	
	COPPER-MA26
5.4275	1.28%
Expiry	25/Feb/26
Remaining	72 Days
Entry	5.468 - 5.4423
Stoploss	5.49
Take Profit	5.3966 - 5.3687


SELL	
	ICOTTON-MA26
64.23	0.63%
Expiry	19/Feb/26
Remaining	66 Days
Entry	64.08 - 64.02
Stoploss	64.27
Take Profit	63.83 - 63.71

BUY	
	DJ-DE24
48,699	0.46%
Expiry	18/Dec/25
Remaining	3 Days
Entry	48593 - 48619
Stoploss	48496.07
Take Profit	48674 - 48758

BUY	
	SP500-DE24
6,864	0.49%
Expiry	18/Dec/25
Remaining	3 Days
Entry	6854 - 6860
Stoploss	6838.84
Take Profit	6874 - 6884

BUY	
	NSDQ100-DE24
25,354	0.56%
Expiry	18/Dec/25
Remaining	3 Days
Entry	25265 - 25290
Stoploss	25193.60
Take Profit	25339 - 25419

SELL	
	GOLDUSDJPY-JA25
154.98	-0.54%
Expiry	29/Dec/25
Remaining	14 Days
Entry	154.88 - 154.84
Stoploss	155.24
Take Profit	154.65 - 154.56

BUY	
	GOLDEURUSD-JA26
1.1752	0.10%
Expiry	29/Dec/25
Remaining	14 Days
Entry	1.1747 - 1.1751
Stoploss	1.173
Take Profit	1.1763 - 1.1773

PMEX UPDATE

Major Headlines

Oil prices slip slightly adding to recent losses; oversupply concerns remain

Oil prices slipped slightly lower Monday, adding to the previous week's sharp losses as concerns over a global supply glut and weak demand outlook continued to dominate market sentiment. At 06:05 ET (11:05 GMT), Brent Oil Futures expiring in February fell 0.2% to \$61.02 per barrel and West Texas Intermediate (WTI) crude futures dropped 0.2% to \$57.15 per barrel. Last week saw a slide of more than 4% for both benchmarks, driven largely by fears that global oil supply [see more...](#)

Gold Advances as Markets Wait for US Data to Clarify the Fed's Next Move

Gold is gaining momentum in early trading as investors position ahead of a pivotal week for U.S. macro data and reassess the trajectory of Federal Reserve policy. Futures in New York trade at \$4,377.40 an ounce, up 1.1 percent, supported by a softer US dollar that leaves the dollar index steady at 98.36 but still weaker than last week's highs. The combination of mild dollar softness and uncertainty over how quickly the Fed might ease next year is reinforcing demand for [see more...](#)

U.S. stock futures rise ahead of key data releases; Micron earnings also due

U.S. stock index futures rose Monday, as investors prepared for the final full trading week of the year, which includes a series of important economic data releases. At 05:30 ET (10:30 GMT), Dow Jones Futures rose 205 points, or 0.4%, S&P 500 Futures gained 32 points, or 0.5%, and Nasdaq 100 Futures climbed 123 points, or 0.5%. The main averages on Wall Street retreated to end the prior week, as a string of underwhelming quarterly updates from major artificial intelligence-exposed companies Oracle [see more...](#)

Japanese Yen sticks to strong intraday gains; USD/JPY seems vulnerable near 155.00

The Japanese Yen (JPY) sticks to its intraday gains through the early European session on Monday and seems poised to appreciate further amid hawkish Bank of Japan (BoJ) expectations. Against the backdrop of the recent shift in rhetoric from Bank of Japan (BoJ) Governor Kazuo Ueda, an improvement in business confidence reaffirms market bets for an imminent rate hike this week. Apart from this, a slight deterioration in the global risk sentiment turns out to be [see more...](#)

EUR/USD picks up as Eurozone factory output beats expectations

EUR/USD has retraced previous losses during Monday's European session and trades near 1.1750 at the time of writing, drawing closer to last week's high, at 1.1762. The pair has been boosted by an unexpectedly strong Eurozone's Industrial Production release, which has improved the market mood, ahead of an array of key macroeconomic events later in the week. Data released by Eurostat earlier on Monday revealed that the region's factory output growth accelerated to 0.8% pace in November, from 0.2% in October. [see more...](#)

US Dollar Index (DXY) holds previous gains above 99.00 ahead of the Fed

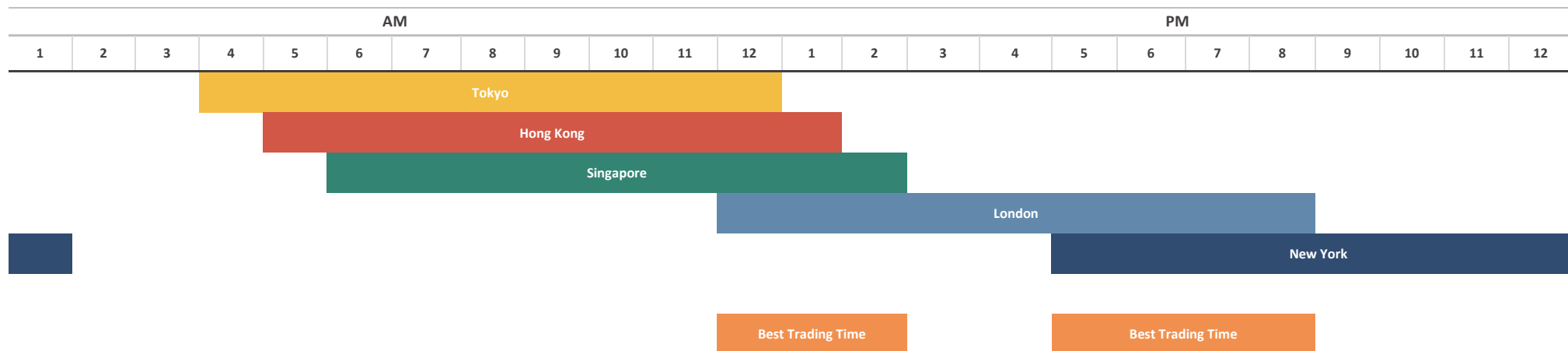
The US Dollar Index (DXY) is trading practically flat on the daily chart, following a rejection at the 99.30 area on Tuesday, with downside attempts contained above the 99.00 line, as investors bid their time awaiting the outcome of the Federal Reserve meeting, due on Wednesday, at 19:00 GMT. The DXY, which measures the value of the greenback against a basket of six currencies, is facing mild bearish pressure as traders square trim their USD long positions ahead of the Fed's decision, [see more...](#)

Economic Calendar

Event	Date	Time	Currency	Importance	Actual	Forecast	Previous
No event scheduled							

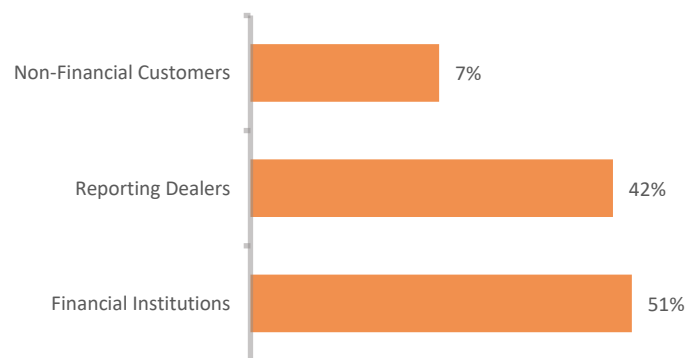
FOREX MARKETS' STATISTICS

Forex Market Hours

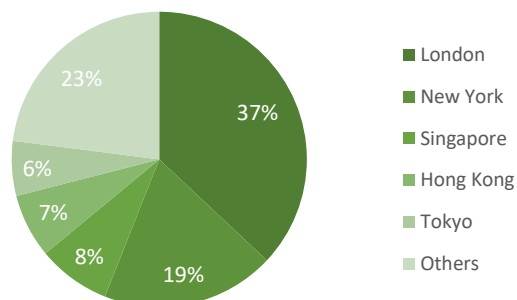


Note: This chart shows the normal forex trading times of all the major forex trading centers across the globe in Pakistan Standard Time.

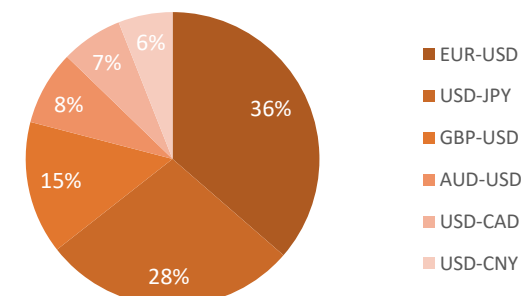
Forex Turnover by Counterparty



Markets' Share in Total Forex Turnover



Most Traded Currency Pairs



Sources: ACPL Research, Forexmarkethours, Dailyfx, Ig

DISCLAIMER

This report has been prepared by Abbasi and Company (Private) Limited and is provided for information purposes only. Abbasi and Company (Private) Limited (ACPL) is engaged in brokerage business of commodities futures in Pakistan and to provide the trading/ execution facility on Pakistan Mercantile Exchange (PMEX). There is risk of loss in trading in derivatives (futures). The author, directors and other employees of Abbasi and Company (Private) Limited and its affiliates cannot be held responsible for any loss in trading. Futures; futures on margin carries a high level of risk and may not be suitable for all investors. The high degree of leverage can work against the investor/ traders. Before deciding to invest in Commodity derivatives, you should carefully consider your investment objectives, level of experience, and risk appetite. The possibility exists that you could sustain a loss of some or all of your initial investment and therefore you should not invest money that you cannot afford to lose. You should be aware of all the risks associated with futures trading in commodities and other financial products. We take no responsibility for any loss made in investment on any instruments through us. In any event Abbasi and Company (Private) Limited, its affiliates, agents will not be liable to anyone for any decision made or action taken for investment/ trading. Abbasi and Company (Private) Limited, its affiliates, directors and employees cannot be held responsible for any loss in trading due to any problem in connectivity; failure of system; technical problem in the software or any other reason whatever. All the reports/ recommendations/ trading calls/ opinions are advisory in nature and contains the opinions of the author, which are not to be construed as investment advices. The author, directors and other employees of Abbasi and Company (Private) Limited and its affiliates cannot be held responsible for the accuracy of the information presented herein or for the results of the positions taken based on the opinions expressed in the reports/ views from Abbasi and Company (Private) Limited. All the views/ recommendations/ trading calls and opinions are based on the information, which are believed to be accurate and no assurance can be given for the accuracy of these information.

Derivatives trading involve substantial risk. The valuation of the underlying may fluctuate, and as a result, clients may lose their entire original investment. In no event should the content of this research report be construed as an express or an implied promise, guarantee or implication by, or from, Abbasi and Company (Private) Limited that you will profit or that losses can, or will be, limited in any manner whatsoever. Past results are no indication of future performance. The information provided in this report is intended solely for informative purposes and is obtained from sources believed to be reliable. Information is in no way guaranteed. No guarantee of any kind is implied or possible where projections of future conditions are attempted. Investments in securities market are subject to market risks, read all the related documents carefully before investing.

All rights reserved by Abbasi and Company (Private) Limited. This report or any portion hereof may not be reproduced, distributed, or published by any person for any purpose whatsoever. Nor can it be sent to a third party without prior consent of Abbasi and Company (Private) Limited. Action could be taken for unauthorized reproduction, distribution, or publication.

The research analyst, primarily involved in the preparation of this report, certifies that (1) the views expressed in this report accurately reflect his/her personal views about the subject commodity/index /currency pair and (2) no part of his/her compensation was, is or will be directly or indirectly related to the specific recommendations or views expressed in this report.

DISCLOSURE

Following exchange rates are used to convert investment and profit values:

- USD/PKR: 282.10
- JPY/PKR: 1.97

To arrive at our Target Price, Abbasi & Company (Private) Limited uses following methods:

- Technical Analysis
- Fundamental Analysis

Furthermore, profit and returns are inclusive of all expenses including PMEX Fee, ACPL Fee & Sales Tax

RESEARCH DISSEMINATION POLICY

Abbasi & Company (Private) Limited endeavors to make all reasonable efforts to disseminate research to all eligible clients in a timely manner through either physical or electronic distribution such as email, fax mail etc. Nevertheless, all clients may not receive the material at the same time.

PREPARED BY

Muhammad Rashid Nawaz
Phone: (+92) 42 38302028
Ext: 118
Email: umairjaved@abbasiandcompany.com

RESEARCH DEPARTMENT

6 - Shadman, Lahore
Phone: (+92) 42 38302028; Ext: 116, 117
Email: research@abbasiandcompany.com
web: www.abbasiandcompany.com

HEAD OFFICE

6 - Shadman, Lahore
Phone: (+92) 42 38302028
Email: support@abbasiandcompany.com
web: www.abbasiandcompany.com